



## CIE

### The Center for Instructional Excellence



▶ [Facilities](#)

▶ [Support](#)

▶ [Seminars](#)

▶ [Login](#)

▶ [External Resources](#)

▶ [About CIE](#)

▶ [CIE Homepage](#)

## How To Login

This page will tell you how to login into WebCT.

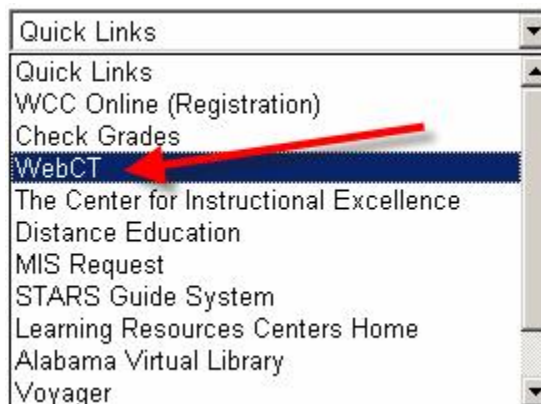
### STEP 1:

First step is to go to the Wallace Community College Homepage, and click on the down arrow next to "Quick Links" in the middle of the page.



### STEP 2:

Next, click on "WebCT" in the Quick Links menu.



**STEP 3:**

Now, click on the words "Log in to."

**STEP 4:**

Then, enter your WebCT ID and Password. Your WebCT ID is your first initial, last name, and last four digits of your Social Security Number.

These are placed together as one word and all are lowercase. Your password is the same as your WebCT ID the first time you log in. Then you will be required to change it.

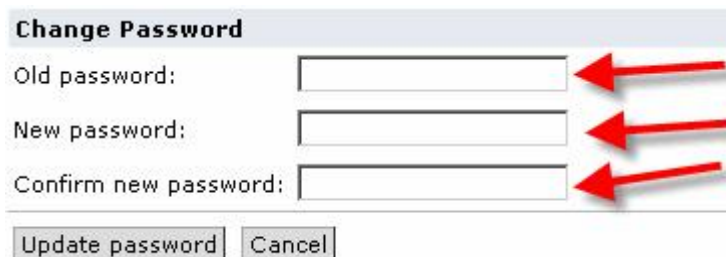
**STEP 5:**

Once you have entered the WebCT ID and Password, click "Log In."



**STEP 6:**

When you click "Log in" you will see the Password Settings page. Your old password is first initial, last name, and last four digits of your social security number. These are placed together as one word and all are lowercase. The new password will be student, which will be put in twice.



**Change Password**

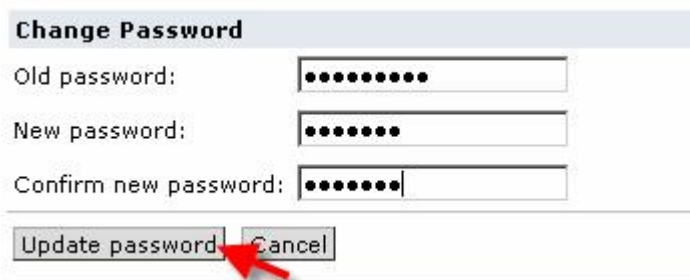
Old password:

New password:

Confirm new password:

**STEP 7:**

Once you have entered your old password and new password twice, click "Update Password." Once click "Update Password" you will be logged in.



**Change Password**

Old password:

New password:

Confirm new password:

---

[LOCATIONS/CAMPUSES/DIRECTIONS](#) | [1-800-543-2426](#) | [WEBMASTER](#) | [DISCLAIMER](#)

© Wallace Community College