

# Spring Facts 2025



Wallace Community College

Dothan Campus 1141 Wallace Drive, Dothan, AL 36303 Call: 334.983.3521

Sparks Campus 3235 South Eufaula Avenue, Eufaula, AL 36027 Call: 334.687.3543

## Summary

Wallace Community College – Dothan (WCCD) enrolled 3,824 students in Spring 2025. The majority of students enrolled were female (68%), White (56%), and/or enrolled part-time (68%). The majority of students resided in Houston County (37%).

Programs with the highest enrollment included General Studies/Liberal Arts, Associate Degree Nursing, and Practical Nursing. In Spring 2025, there were 823 course sections offered, totaling 31,747 credit hours.

1,824 students received Pell in Spring 2025, totaling \$4,675,372, with the average aid being \$2,563.25. The majority of students receiving Pell were female (78%), White (48%), and/or part-time (56%).

In Spring 2025, WCCD employed 121 full-time faculty with a cumulative credit hour production of 28,784 and 39 part-time faculty with a cumulative credit hour production of 2,963.

**Mission** George C. Wallace Community College – Dothan, a comprehensive community college, inspires and facilitates learning to prepare its constituents for current and emerging opportunities and to promote economic and social development.

### Statement of Vision

Wallace Community College - Dothan will be a leading community college, nationally recognized for excellence and innovation in education and student success. The College will be the primary choice of citizens preparing for the job market, seeking an associate or advanced degree, and/or pursuing career advancement or personal development. College partnerships with area schools, business and industry, and governmental agencies will contribute to the enhancement of economic development and quality of life in the region.

### Statement of Values

George C. Wallace Community College respects the diversity of its student body and recognizes the worth and potential of each student. Therefore, the College affirms the following values:

**Commitment to Students**—Belief in providing quality, accessible instruction, resources, and support services to enhance the growth and development of students.

**Commitment to Faculty and Staff**—Belief in the importance of providing a work and learning environment characterized by integrity, clear communications, open exchange of ideas, involvement in decision making, and respect for all individuals.

**Commitment to Community**—Belief in enhancing the economic vitality and quality of life for all citizens of the community.

**Commitment to Diversity**—Belief in acknowledging and respecting the diversity of the community.

**Commitment to Excellence**— Belief in the pursuit of excellence in all College programs and services.

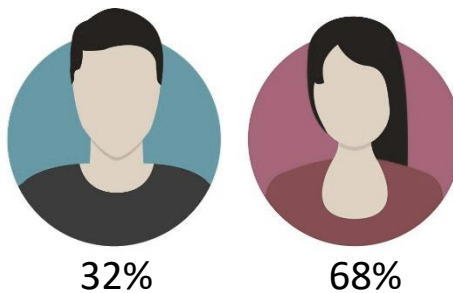
## Spring 2025 Enrollment

Total Enrollment – 3,824      FTE – 2,116  
Full-Time – 1,205      Part-Time – 2,619  
Dual Enrollment – 974

### Enrollment By Status



### Enrollment By Gender



Race	Total	Race	Total
Non-Resident Alien	10	Asian	44
Hispanic/Latino	298	White	2,123
American Indian/Alaskan Native	10	Two or more races	195
Native Hawaiin/Pacific Islander	2	Unknown	0
Black/African American	1,142		

## Spring 2025 Enrollment cont.

### Top 5 Counties

County	Total
Houston	1,422
Dale	598
Henry	326
Barbour	302
Geneva	211



### Top 5 High Schools

High School	Total
Dothan High	434
Rehobeth High	269
Headland High	236
Eufaula High	177
Carroll High	171

Age Categories	Headcount	Full-Time	Part-Time
Under 18	795	13	782
18 - 19	929	477	452
20 - 21	502	220	282
22 - 24	452	159	293
25 - 29	388	138	250
30 - 34	286	84	202
35 - 39	162	49	113
40 - 49	223	47	176
50 - 64	70	15	55
65 and over	17	3	14

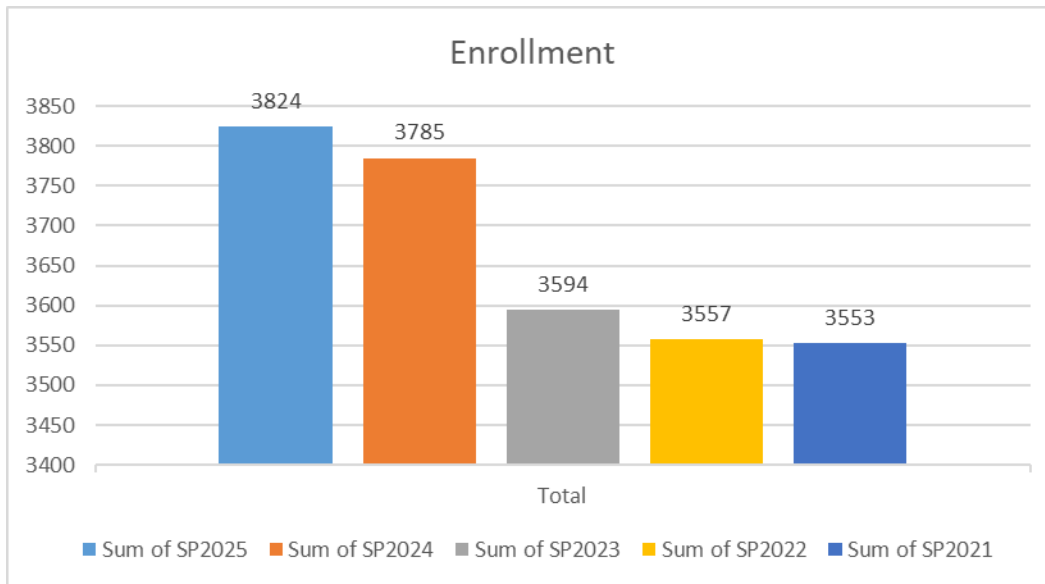
DUAL ENROLLMENT STUDENTS: **974**



## Enrollment By Major

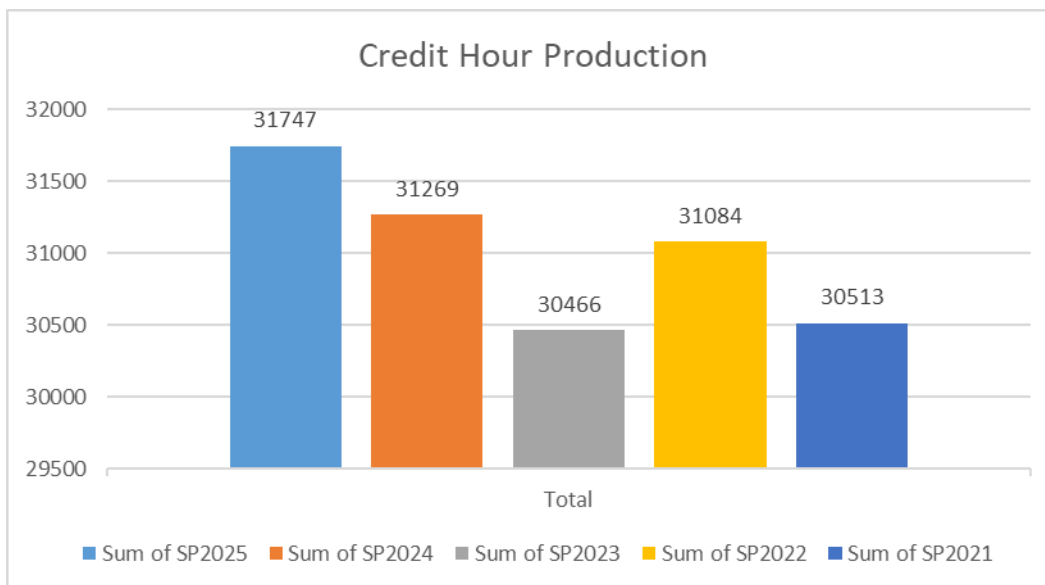
Program Name	CIP Code	Headcount
Administrative Assistant and Secretarial Science	520401	120
Automotive Engineering Technology	150803	31
Child Care and Support Services Management	190708	77
Computer and Information Sciences	110101	94
Cosmetology/Cosmetologist	120401	127
Criminal Justice/Police Science	430107	50
Drafting and Design Technology/Technician	151301	19
Electrician	460302	45
Emergency Medical Technology/ (EMT Paramedic)	510904	62
General Studies	240102	1120
Heating, Ventilation, Air Conditioning and Refrigeration Engineering Technology	150501	56
Industrial Mechanics and Maintenance Technology	470303	33
Liberal Arts	240101	133
Licensed Practical Nurse	513901	133
Medical/Clinical Assistant	510801	66
Physical Therapy Technician/Assistant	510806	49
Radiologic Technology	510911	54
Registered Nursing/Registered Nurse	513801	470
Respiratory Care Therapy/Therapist	510908	20
Surgical Technology	510909	11
Undeclared	900000	985
Welding Technology	480508	69

## Spring Enrollment Trends



SP2025	SP2024	SP2023	SP2022	SP2021
3,824	3,785	3,594	3,557	3,553

## Spring Credit Hour Trends



SP2025	SP2024	SP2023	SP2022	SP2021
31,747	31,269	30,466	31,084	30,513

## Spring 2025 Enrollment by Discipline

Discipline	Credit Hour Production	Total Registration	# Sections
ACR	525	175	13
ACT	27	9	1
ART	669	223	16
ASE	360	120	13
BIO	3204	801	34
BUS	1035	345	18
CHD	681	227	19
CHM	108	27	2
CIS	1965	655	31
COM	42	14	1
COS	1197	399	17
CRJ	624	208	18
DDT	222	74	10
ECO	315	105	8
ELT	270	90	8
EMS	698	249	27
ENG	2352	816	65
ENR	104	26	3
GEO	27	9	1
HED	72	24	2
HIS	1437	479	28
HPS	90	30	3
HUM	174	58	3
INT	265	91	13
LDR	114	38	3
MAH	30	10	1

Discipline	Credit Hour Production	Total Registration	# Sections
MAS	126	42	8
MAT	515	179	22
MTH	2392	811	101
MUL	132	87	14
MUP	34	17	7
MUS	387	129	9
NUR	4398	959	119
OAD	333	111	5
ORI	676	298	23
PHL	393	131	8
PHS	368	92	5
PHY	40	16	2
POL	45	15	2
PSY	1557	519	28
PTA	400	169	10
RAD	606	141	16
REL	33	11	1
RPT	188	69	10
SOC	138	46	2
SPA	24	6	1
SPC	54	18	1
SPH	1131	377	20
SUR	99	29	6
THR	126	46	6
WDT	945	315	39

## Spring 2025 Remedial

Remedial Students	
Math Only	166
English Only	57
Math and English	17

## Spring 2025 Financial Aid

Type Aid	Total
Pell	\$4,675,372.00
SEOG	\$43,148.00
Federal Work Study	\$63,213.50
Institutional Grants	\$933,449.00
State/Local Grants	\$78,480.86



## Degrees Awarded – Spring 2025



Program	CIP Code	STC	CER	AA	AS	AAS	Total
Administrative Assistant and Secretarial Science	520401	12	0	0	0	13	25
Automotive Engineering Technology	150803	5	1	0	0	1	7
Child Care and Support Services Management	190708	17	0	0	0	10	27
Computer and Information Sciences	110101	39	0	0	0	5	44
Cosmetology/Cosmetologist	120401	5	18	0	0	0	23
Criminal Justice/Police Science	430107	2	0	0	0	8	10
Drafting and Design Technology	151301	11	1	0	0	1	13
Electrician	460302	3	0	0	0	1	4
Emergency Medical Technology (EMT Paramedic)	510904	43	3	0	0	2	48
General Studies.	240102	95	0	0	76	0	171
Heating, Ventilation, Air Conditioning and Refrigeration	150501	15	3	0	0	4	22
Industrial Mechanics and Maintenance Technology	470303	5	0	0	0	4	9
Liberal Arts and Sciences	240101	0	0	12	0	0	12
Licensed Practical Nursing	513901	0	20	0	0	0	20
Medical/Clinical Assistant	510801	6	0	0	0	8	14
Physical Therapist Assistant	510806	0	0	0	0	20	20
Radiologic Tech/Radiographer	510911	0	0	0	0	21	21
Registered Nursing	513801	0	0	0	0	49	49
RespiratoryCareTherapy	510908	0	0	0	0	7	7
Surgical Tech	510909	0	0	0	0	5	5
Welding Technology	480508	40	4	0	0	0	44



### **Contact The Office Of Institutional Effectiveness**

Mandy Sessions

Director of Institutional Effectiveness

Email: [msessions@wallace.edu](mailto:msessions@wallace.edu)

Office: (334) 556-2235

Gemani Gaspardo

Assistant to the Director of Institutional Effectiveness

Email: [ggaspardo@wallace.edu](mailto:ggaspardo@wallace.edu)

Office: (334) 556-2366