



Fall Facts 2025



WALLACE
COMMUNITY
COLLEGE

Summary

Wallace Community College – Dothan (WCCD) enrolled 4,311 students in Fall 2025. The majority of students enrolled were female (67%), White (54%), and/or enrolled part-time (71%). The majority of students resided in Houston County (38%).

Programs with the highest enrollment included General Studies, Associate Degree Nursing, and Liberal Arts. In Fall 2025, there were 837 course sections offered, totaling 35,335 credit hours.

2,043 students received Pell in Fall 2025 totaling \$5,044,831.00 with the average aid being \$2,469.33.

The majority of students receiving Pell were female (78%), White (46%), and/or part-time (60%).

In Fall 2025, WCCD employed 118 full-time faculty with a cumulative credit hour production of 30,764 and 45 part-time with a cumulative credit hour production of 4,571.

Mission

George C. Wallace Community College – Dothan, a comprehensive community college, inspires and facilitates learning to prepare its constituents for current and emerging opportunities and to promote economic and social development.

Statement of Vision

Wallace Community College - Dothan will be a leading community college, nationally recognized for excellence and innovation in education and student success. The College will be the primary choice of citizens preparing for the job market, seeking an associate or advanced degree, and/or pursuing career advancement or personal development. College partnerships with area schools, business and industry, and governmental agencies will contribute to the enhancement of economic development and quality of life in the region.

Statement of Values

George C. Wallace Community College respects the diversity of its student body and recognizes the worth and potential of each student. Therefore, the College affirms the following values:

Commitment to Students—Belief in providing quality, accessible instruction, resources, and support services to enhance the growth and development of students.

Commitment to Faculty and Staff—Belief in the importance of providing a work and learning environment characterized by integrity, clear communications, open exchange of ideas, involvement in decision making, and respect for all individuals.

Commitment to Community—Belief in enhancing the economic vitality and quality of life for all citizens of the community.

Commitment to Diversity—Belief in acknowledging and respecting the diversity of the community.

Commitment to Excellence— Belief in the pursuit of excellence in all College programs and services.

Fall 2025 Enrollment

Total Enrollment – 4,311 FTE – 2,356

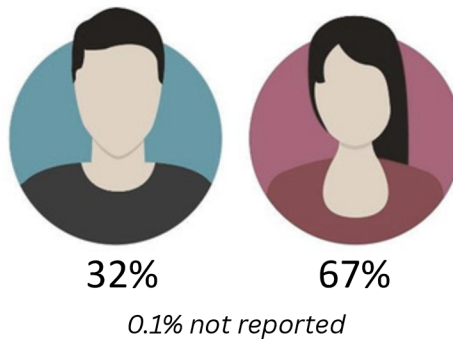
Full-Time – 1,246 Part-Time – 3,065

Dual Enrollment – 1,125

Enrollment By Status



Enrollment By Gender



| Race | Total | Race | Total |
|----------------------------------|-------|-------------------|-------|
| Non-Resident Alien | 12 | Asian | 49 |
| Hispanic/Latino | 352 | White | 2,318 |
| American Indian/Alaskan Native | 13 | Two or more races | 238 |
| Native Hawaiian/Pacific Islander | 1 | Unknown | 0 |
| Black/African American | 1,328 | | |

Fall 2025 Enrollment cont.

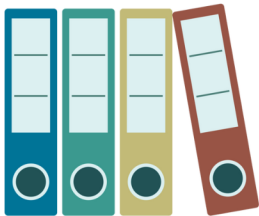
Top 5 Counties

| County | Total |
|---------|-------|
| Houston | 1,655 |
| Dale | 636 |
| Barbour | 375 |
| Henry | 362 |
| Geneva | 181 |



Top 5 High Schools

| High School | Total |
|---------------|-------|
| Dothan High | 532 |
| Rehobeth High | 324 |
| Headland High | 264 |
| Eufaula High | 242 |
| Carroll High | 183 |



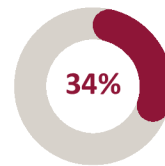
| Age | Headcount | Full-Time | Part-Time |
|-------------|-----------|-----------|-----------|
| Under 18 | 1,128 | 39 | 1089 |
| 18 - 19 | 993 | 599 | 394 |
| 20 - 21 | 515 | 171 | 344 |
| 22 - 24 | 438 | 128 | 310 |
| 25 - 29 | 459 | 118 | 341 |
| 30 - 34 | 267 | 68 | 199 |
| 35 - 39 | 192 | 49 | 143 |
| 40 - 49 | 229 | 55 | 174 |
| 50 - 64 | 75 | 16 | 59 |
| 65 and over | 15 | 3 | 12 |

DUAL ENROLLMENT STUDENTS: 1125

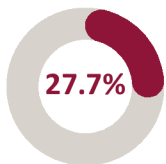
Enrollment By Major



Pre Health/Health Science
1,643



Academic
1,466

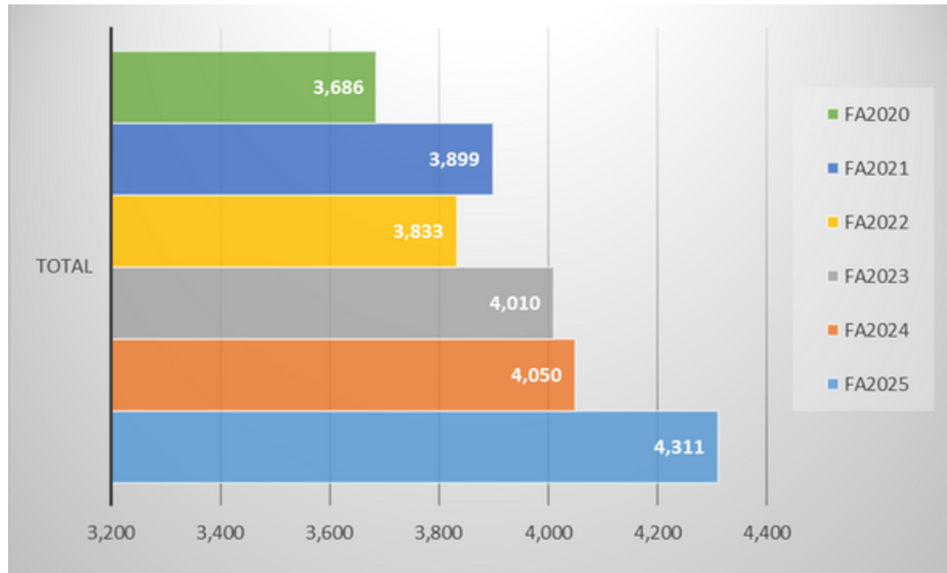


Career and Technical
1,195



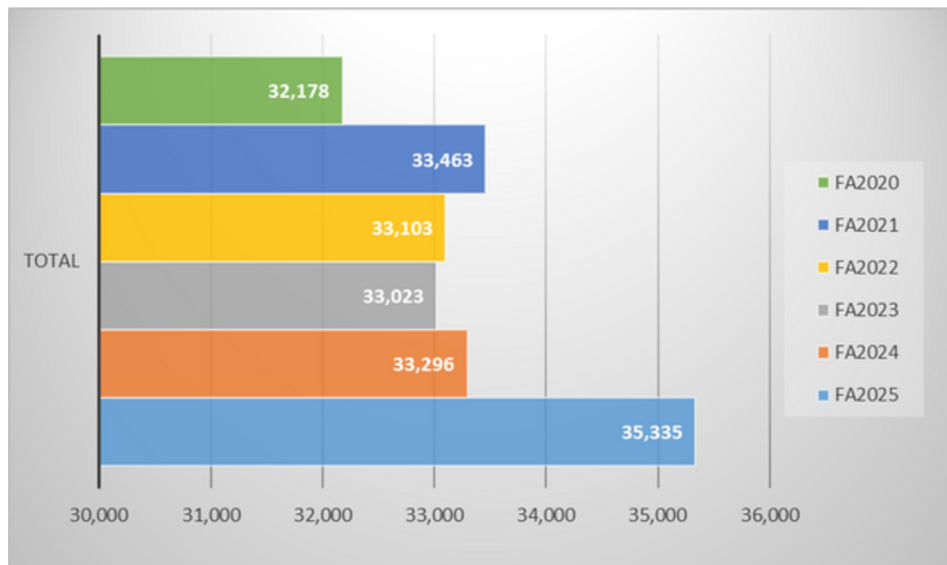
Undeclared
7

Fall Enrollment Trends



| FA2025 | FA2024 | FA2023 | FA2022 | FA2021 | FA2020 |
|--------|--------|--------|--------|--------|--------|
| 4,311 | 4,050 | 4,010 | 3,833 | 3,899 | 3,686 |

Fall Credit Hour Trends



| FA2025 | FA2024 | FA2023 | FA2022 | FA2021 | FA2020 |
|--------|--------|--------|--------|--------|--------|
| 35,335 | 33,296 | 33,023 | 33,103 | 33,463 | 32,178 |

Fall 2025 Enrollment by Discipline

| Discipline | Credit Hour Production | Total Registration | # Sections |
|------------|------------------------|--------------------|------------|
| ACC | 60 | 20 | 1 |
| ACR | 576 | 192 | 14 |
| ACT | 51 | 17 | 1 |
| ART | 855 | 285 | 15 |
| ASE | 465 | 155 | 13 |
| BIO | 3492 | 873 | 38 |
| BUS | 1056 | 352 | 18 |
| CHD | 783 | 261 | 19 |
| CHM | 84 | 21 | 1 |
| CIS | 2268 | 756 | 35 |
| COM | 93 | 31 | 2 |
| COS | 1014 | 338 | 17 |
| CRJ | 645 | 215 | 15 |
| DDT | 177 | 59 | 7 |
| ECO | 411 | 137 | 8 |
| ELT | 318 | 106 | 7 |
| EMS | 847 | 274 | 27 |
| ENG | 2793 | 959 | 69 |
| ENR | 124 | 31 | 2 |
| GEO | 24 | 8 | 1 |
| HED | 165 | 55 | 3 |
| HIS | 1659 | 553 | 29 |

| Discipline | Credit Hour Production | Total Registration | # Sections |
|------------|------------------------|--------------------|------------|
| HPS | 210 | 70 | 4 |
| HUM | 171 | 57 | 3 |
| INT | 299 | 103 | 14 |
| LDR | 147 | 49 | 4 |
| MAH | 27 | 9 | 1 |
| MAS | 75 | 25 | 4 |
| MAT | 653 | 221 | 24 |
| MTH | 2677 | 897 | 96 |
| MUL | 114 | 79 | 11 |
| MUP | 34 | 17 | 11 |
| MUS | 624 | 208 | 13 |
| NUR | 4217 | 1072 | 113 |
| OAD | 339 | 113 | 5 |
| ORI | 1089 | 493 | 25 |
| ORT | 26 | 26 | 2 |
| PHL | 495 | 165 | 8 |
| PHS | 476 | 119 | 6 |
| POL | 57 | 19 | 2 |
| PSY | 1752 | 584 | 28 |
| PTA | 452 | 198 | 11 |
| RAD | 610 | 202 | 20 |
| RPT | 259 | 105 | 13 |

(Continued)

Fall 2025 Enrollment by Discipline (Continued)

| Discipline | Credit Hour Production | Total Registration | # Sections |
|------------|------------------------|--------------------|------------|
| SOC | 138 | 46 | 2 |
| SPA | 24 | 6 | 1 |
| SPC | 27 | 9 | 1 |
| SPH | 1059 | 353 | 20 |
| SUR | 91 | 28 | 5 |
| THR | 84 | 31 | 6 |
| WDT | 1089 | 363 | 41 |
| WKO | 60 | 20 | 1 |



Fall 2025 Remedial

| Remedial Students | |
|-------------------|-----|
| Math Only | 198 |
| English Only | 51 |
| Math and English | 22 |

Fall 2025 Financial Aid

| Type of Aid | Total |
|----------------------|----------------|
| Pell | \$5,044,831.00 |
| SEOG | \$79,425.00 |
| Federal Work Study | \$44,558.50 |
| Institutional Grants | \$1,024,757.14 |
| State/Local Grants | \$87,767.54 |



Degrees Awarded – Fall 2025



| Program | CIP Code | STC | CER | AA | AS | AAS | Total |
|------------------------------------|----------|-----|-----|----|----|-----|-------|
| Air Conditioning and Refrigeration | 150501 | 22 | 2 | 0 | 0 | 1 | 25 |
| Associate Degree Nursing | 513801 | 0 | 0 | 0 | 0 | 61 | 61 |
| Automotive Technology | 150803 | 14 | 2 | 0 | 0 | 1 | 17 |
| Business Technologies | 520401 | 7 | 0 | 0 | 0 | 6 | 13 |
| Child Development | 190708 | 13 | 0 | 0 | 0 | 7 | 20 |
| Computer Information Science | 110101 | 35 | 0 | 0 | 0 | 11 | 46 |
| Cosmetology | 120401 | 5 | 22 | 0 | 0 | 0 | 27 |
| Criminal Justice | 430107 | 10 | 0 | 0 | 0 | 7 | 17 |
| Electrical Technology | 460302 | 6 | 0 | 0 | 0 | 4 | 10 |
| Emergency Medical Services | 510904 | 23 | 0 | 0 | 0 | 1 | 24 |
| Engineering Graphics | 151301 | 23 | 4 | 0 | 0 | 2 | 29 |
| General Studies | 240102 | 97 | 0 | 0 | 33 | 0 | 130 |
| Industrial Systems Technology | 470303 | 7 | 0 | 0 | 0 | 3 | 10 |
| Liberal Arts | 240101 | 0 | 0 | 9 | 0 | 0 | 9 |
| Medical Assisting | 510801 | 13 | 0 | 0 | 0 | 4 | 17 |
| Practical Nursing | 513901 | 0 | 34 | 0 | 0 | 0 | 34 |
| Welding Technology | 480508 | 34 | 4 | 0 | 0 | 0 | 38 |



Contact The Office Of Institutional Effectiveness

Mandy Sessions

Director

msessions@wallace.edu

(334) 556-2235

Jeanne Stribling

Assistant to the Director

jstribling@wallace.edu

(334) 556-2366