



WALLACE
COMMUNITY
COLLEGE



Spring Facts 2026



WALLACE
COMMUNITY
COLLEGE
Dothan • Eufaula

Summary

Wallace Community College – Dothan (WCCD) enrolled 4,081 students in Spring 2026. The majority of students enrolled were female (67%), White (53%), and/or enrolled part-time (72%). The majority of students resided in Houston County (38%).

Programs with the highest enrollment included General Studies/Liberal Arts, Associate Degree Nursing, and Welding. In Spring 2026, there were 844 course sections offered, totaling 32,736 credit hours.

1,873 students received Pell in Spring 2026, totaling \$4,653,579, with the average aid being \$2,484.56. The majority of students receiving Pell were female (77%), White (47%), and/or part-time (60%).

In Spring 2026, WCCD employed 113 full-time faculty with a cumulative credit hour production of 28,510 and 50 part-time faculty with a cumulative credit hour production of 4,226.

Mission

George C. Wallace Community College—Dothan, a comprehensive community college, inspires and facilitates learning to prepare its constituents for current and emerging opportunities and to promote economic and social development in the communities it serves.

Statement of Vision

George C. Wallace Community College will be a leading community college, nationally recognized for excellence and innovation in education and student success. The College will be the primary choice of citizens preparing for the job market, seeking an associate or advanced degree, and/or pursuing career advancement or personal development. College partnerships with area schools, business and industry, and governmental agencies will contribute to an educational system that enhances economic development and quality of life in the region.

Statement of Values

George C. Wallace Community College respects the uniqueness of its student body and recognizes the worth and potential of each student. Therefore, the College affirms the following values:

- **Commitment to Students** - Belief in providing quality, accessible instruction, resources, and support services to enhance the growth and development of students.
- **Commitment to Faculty and Staff** - Belief in the importance of providing a work and learning environment characterized by integrity, clear communications, open exchange of ideas, involvement in decision making, and respect for all individuals.
- **Commitment to Community** - Belief in enhancing the economic vitality and quality of life for all citizens of the community.
- **Commitment to Unity** - Belief in unifying the community and respecting the uniqueness of all individuals within the community.
- **Commitment to Excellence** - Belief in the pursuit of excellence in all College programs and services.

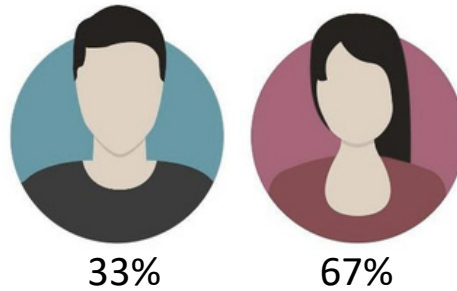
Spring 2026 Enrollment

Total Enrollment – 4,081 FTE – 2,182
 Full-Time – 1,143 Part-Time – 2,938
 Dual Enrollment – 1,177

Enrollment By Status



Enrollment By Gender



Race	Total	Race	Total
Non-Resident Alien	8	Asian	43
Hispanic/Latino	343	White	2,177
American Indian/Alaskan Native	12	Two or more races	219
Native Hawaiian/Pacific Islander	3	Unknown	1
Black/African American	1,275		

Fall 2026 Enrollment cont.

Top 5 Counties

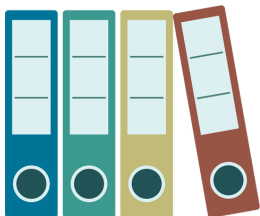
County	Total
Houston	1,545
Dale	592
Barbour	404
Henry	336
Geneva	169



Age	Headcount	Full-Time	Part-Time
Under 18	987	10	977
18 - 19	984	452	532
20 - 21	563	239	324
22 - 24	378	107	271
25 - 29	409	122	287
30 - 34	274	76	198
35 - 39	188	59	129
40 - 49	216	63	153
50 - 64	70	13	57
65 and over	12	2	10

Top 5 High Schools

High School	Total
Dothan High	503
Rehobeth High	290
Eufaula High	268
Headland High	267
Carroll High	166

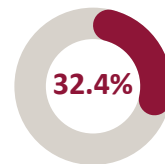


DUAL ENROLLMENT STUDENTS: 1177

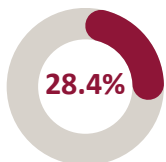
Enrollment By Major



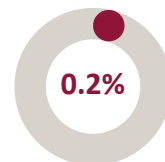
Pre Health/Health Science
1,591



Academic
1,323

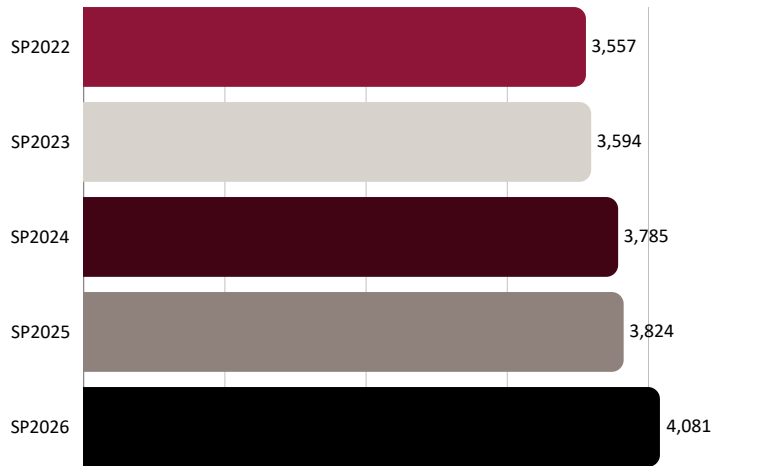


Career and Technical
1,157



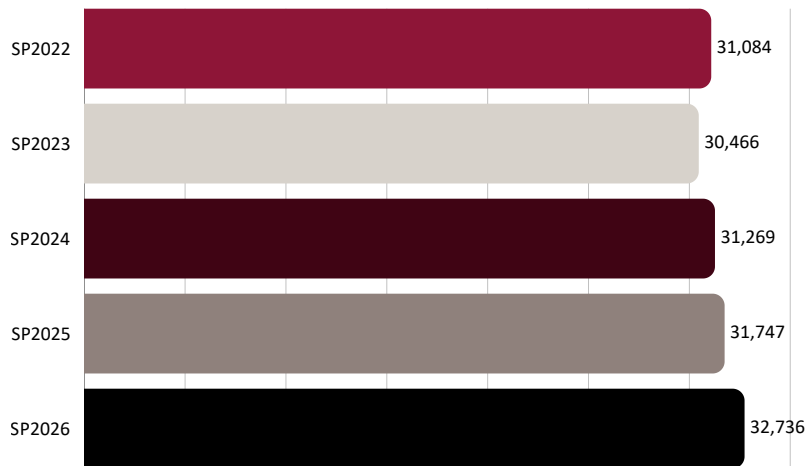
Undeclared
10

Spring Enrollment Trends



SP2026	SP2025	SP2024	SP2023	SP2022
4,081	3,824	3,785	3,594	3,557

Spring Credit Hour Trends



SP2026	SP2025	SP2024	SP2023	SP2022
32,736	31,747	31,269	30,466	31,084

Spring 2026 Enrollment by Discipline

Discipline	Total Registrations	Credit Hour Production	# Sections	Discipline	Total Registrations	Credit Hour Production	# Sections
ACR	215	645	14	HUM	55	165	3
ACT	10	30	1	INT	111	323	14
ART	227	681	13	LDR	55	165	3
ASE	124	372	13	MAH	10	30	1
BIO	793	3172	35	MAS	20	60	6
BUS	422	1266	21	MAT	173	503	24
CHD	230	690	19	MTH	770	2250	94
CHM	22	88	2	MUL	75	112	14
CIS	641	1923	35	MUP	23	46	14
COM	22	66	1	MUS	189	574	13
COS	336	1008	17	NUR	909	4502	115
CRJ	219	657	13	OAD	104	312	5
DDT	67	201	12	ORI	379	833	23
ECO	111	333	7	ORT	12	12	1
ELT	122	366	9	PHL	146	438	8
EMS	197	511	26	PHS	86	344	4
ENG	777	2277	68	POL	33	99	2
ENR	31	124	4	PSY	576	1728	29
GEO	10	30	1	PTA	145	355	9
HED	62	186	3	RAD	127	548	15
HIS	480	1440	28	REL	14	42	1
HPS	74	222	4	RPT	74	201	10

(Continued)

Spring 2026 Enrollment by Discipline (Continued)

Discipline	Total Registrations	Credit Hour Production	# Sections
SOC	49	147	2
SPA	14	56	2
SPC	11	33	1
SPH	394	1182	23
SUR	33	112	6
THR	45	127	5
WDT	383	1149	51



Spring 2026 Remedial

Remedial Students	
Math Only	161
English Only	43
Math and English	15

Spring 2026 Financial Aid

Type of Aid	Total
Pell	\$4,653,579.00
SEOG	\$57,673.00
Federal Work Study	\$61,624.50
Institutional Grants	\$1,316,592.00
State/Local Grants	\$109,392.17



Degrees Awarded – Spring 2025



Program	CIP Code	STC	CER	AA	AS	AAS	Total
Air Conditioning and Refrigeration	150501	26	3	0	0	2	31
Associate Degree Nursing	513801	0	0	0	0	48	48
Automotive Technology	150803	17	5	0	0	5	27
Business Technologies	520401	30	0	0	0	20	50
Child Development	190708	34	8	0	0	8	50
Computer & Information Sciences	110101	59	0	0	0	15	74
Cosmetology	120401	4	7	0	0	0	11
Criminal Justice	430107	20	0	0	0	6	26
Electrical Technology	460302	0	0	0	0	2	2
Emergency Medical Services	510904	36	2	0	0	1	39
Engineering Graphics	151301	11	2	0	0	3	16
General Studies	240102	100	0	0	51	0	151
Industrial Systems Technology	470303	9	0	0	0	9	18
Liberal Arts	240101	0	0	15	0	0	15
Medical Assisting	510801	13	0	0	0	7	20
Physical Therapist Assistant	510806	0	0	0	0	23	23
Radiologic Technology	510911	0	0	0	0	20	20
Respiratory Therapist	510908	0	0	0	0	10	10
Surgical Technology	510909	0	0	0	0	7	7
Welding Technology	480508	32	7	0	0	0	39



Contact The Office Of Institutional Effectiveness

Mandy Sessions

Director
msessions@wallace.edu
(334) 556-2235

Jeanne Stribling

Assistant to the Director
jstribling@wallace.edu
(334) 556-2366